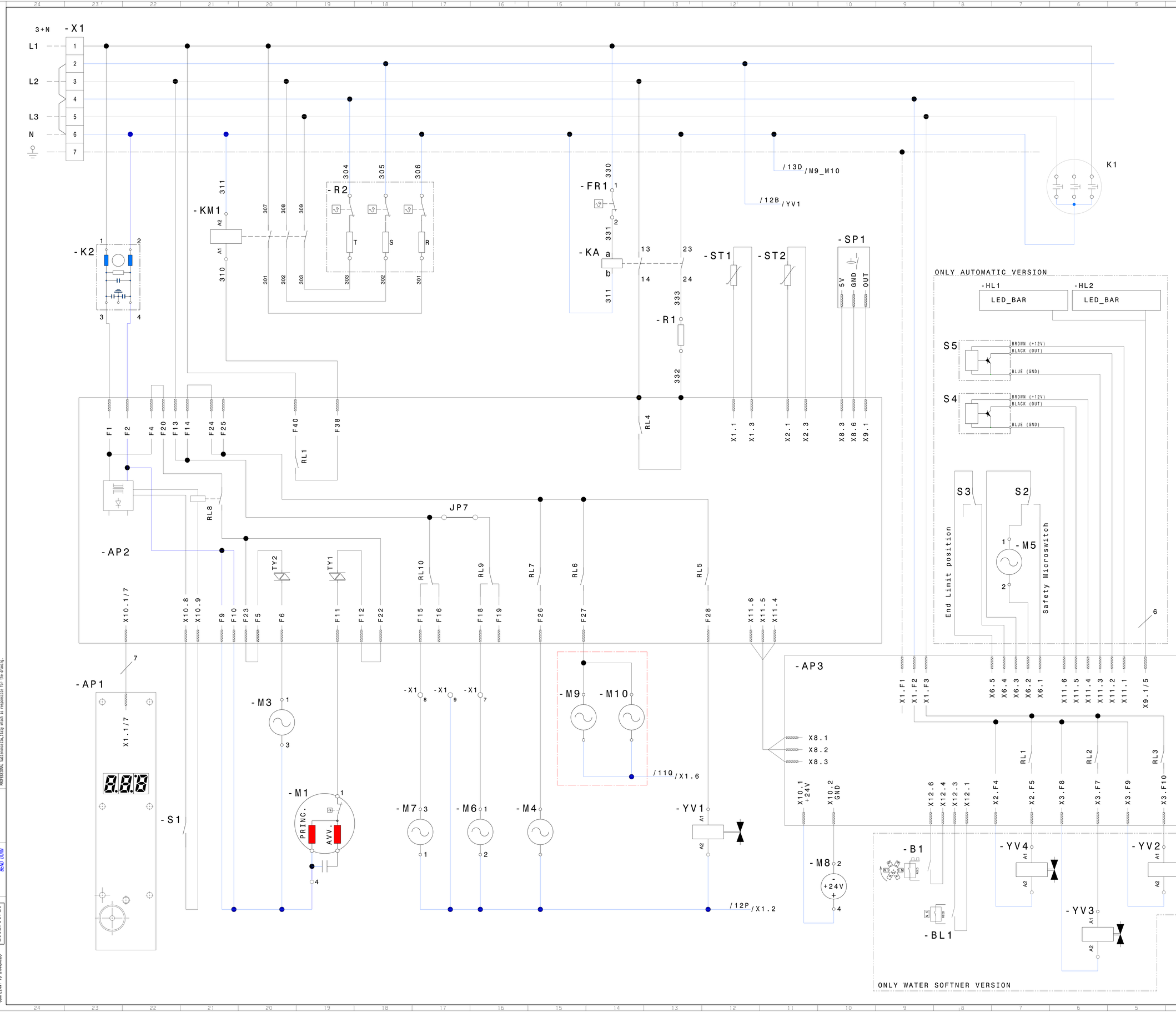

KIND OF ITEMS	
AP1	USER INTARFACE
AP2	MAIN BOARD
AP3	POWER SUPPLY
B1	FLOW METER
BL1	SALT LEVEL FLOAT SWITCH
FR1	PROTECTION FOR TANK HETAING ELEMENT R1
FR2	PROTECTION FOR TANK HEATING ELEMENT R1
HL1	LED_BAR
HL2	LED_BAR
K1	R.F.I. FILTER
K2	R.F.I. FILTER
KA	TANK HEATING RELE'
M1	WASH PUMP
M3	RINSE PUMP
M4	DRAIN PUMP
M5	GEARMOTOR
M6	DETERGENT DISPENSER
M7	RINSE AID DISPENSER
M8	DELIME DISPENSER
M9	ESD FAN
M10	ESD FAN
KM1	BOILER HEATING ELEMENT CONTACTOR
R1	TANK HEATING ELEMENT
R2	BOILER HEATING ELEMENT
S1	HOOD SWITCH
S2	SAFETY MICROSWITCH
S3	OBSTACLE SENSE MICROSWITCH
S4	LOWER END LIMIT SWITCH
S5	UPPER END LIMIT SWITCH
SP1	LEVEL SENSOR
ST1	NTC TANK TEMPERATURE SENSOR
ST2	NTC BOILER TEMPERATURE SENSOR
X1	TERMINAL BLOCK
X1 7/9	DETERGENTE DISPENSER CONNECTING TERMINALS
X1 8/9	RINSE AID DETERGENT CONNECTIONG TERMINALS
YV1	WATER LOAD SOLENOID VALVE
YV2	PICKLE SOLENOID VALVE
YV3	REGENERATION SOLENOID VALVE
YV4	BOILER SOLENOID VALVE

B	01 INSERITO CONNETTORE KC.10	PROD.	L.BARBIERO	15/05/2014	
REV.	MODIFICATIONS	REG.	SIGN	DATE	

MATERIAL:
TREATMENT:
SUPPLY SPECIFICATIONS Nr
DERIVED FROM Nr
REPLACES Nr

SCALE
DATE 01/03/2013
DRN L.Barbiero
CHD
APPR F.M.Ciappina

DESCRIPTION SCHEMA ELETTRICO NEWHT FULL

Electrolux Professional Dishwashing

EUROPEAN METHOD

PART Nr 600634Y01 REV. B

GENERAL TOLERANCES UNI EN 22768-1-2

This drawing contains confidential information and is the property of ELECTROLUX PROFESSIONAL Valdenoncello,Italy without whose permission it may not be copied,shown or handed to a third party or otherwise used without the express permission of ELECTROLUX PROFESSIONAL Valdenoncello,Italy which is responsible for the drawing.

SUPERFICI IN VISTA
VISIBLE SURFACES

PIEGA SU
BEND UP
PIEGA GIU
BEND DOWN

RoHS 2002/95/EC

IL COMPONENTE DEVE ESSERE CONFORME ALLA DIRETTIVA
THE COMPONENT MUST BE COMPLIANT TO STANDARDS

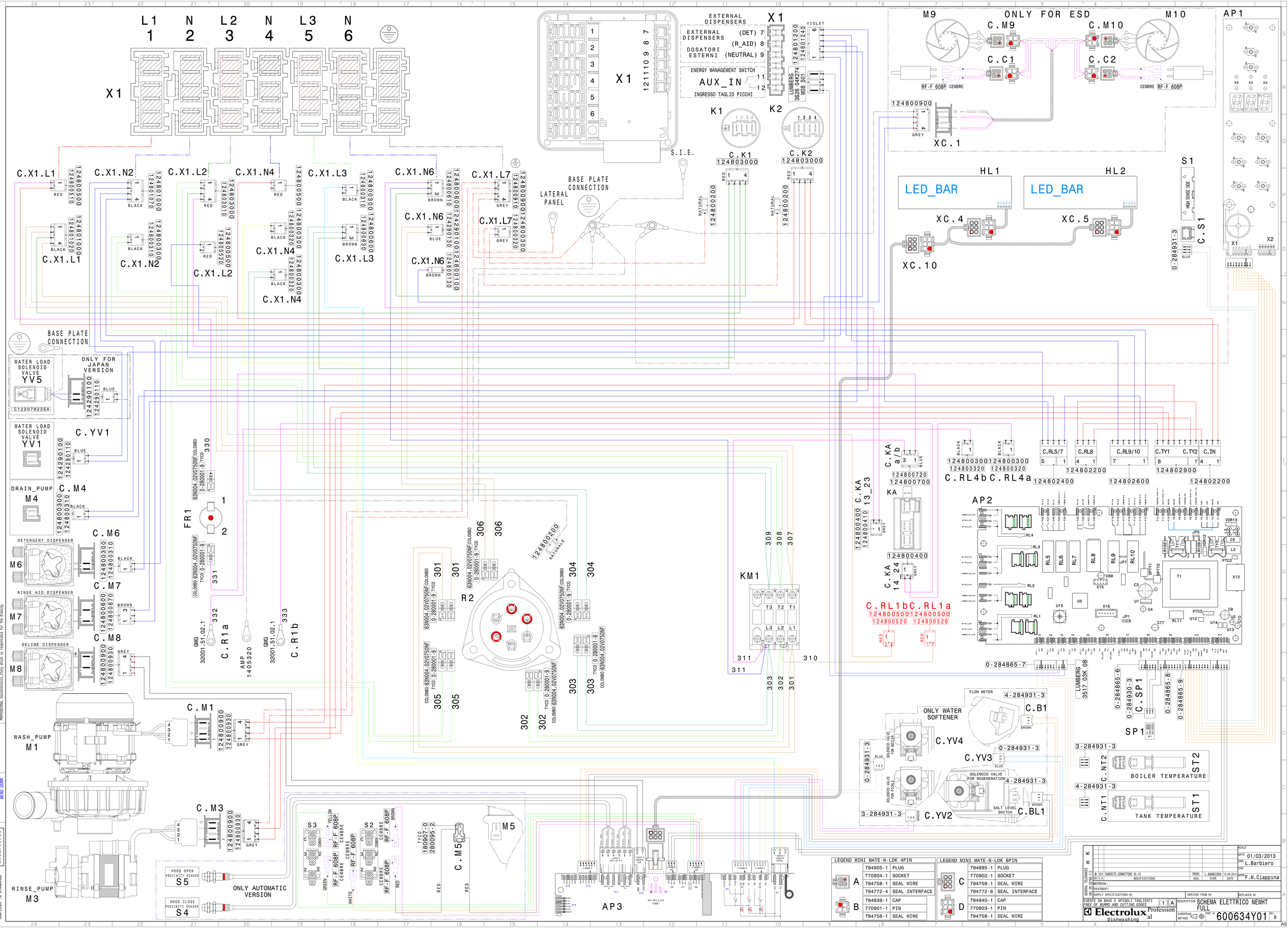
L1 N L2 N L3 N
1 2 3 4 5 6
X1
EXTERNAL DISPENSERS
EXTERNAL DISPENSERS (DET) 7
(R_AID) 8
DOSATORI ESTERNI (NEUTRAL) 9
ENERGY MANAGEMENT SWITCH
AUX_IN 11 12
INGRESSO TAGLIO PICCHI
LUMBERG 3826 04K274 M60 S01
K1
K2
C.K1 124803000
C.K2 124803000
S.I.E.
BASE PLATE CONNECTION
LATERAL PANEL
M9
ONLY FOR ESD
M10
C.M9
C.M10
C.C1
C.C2
RF-F 608P CEMBRE
CEMBRE RF-F 608P
124800900
XC.1
AP1
HL1
HL2
LED_BAR
LED_BAR
XC.4
XC.5
XC.10
S1
C.S1
0-284931-3
C.X1.L1
C.X1.N2
C.X1.L2
C.X1.N4
C.X1.L3
C.X1.N6
C.X1.L7
BASE PLATE CONNECTION
WATER LOAD SOLENOID VALVE YV5
ONLY FOR JAPAN VERSION
C12207W23SA
WATER LOAD SOLENOID VALVE YV1
C.YV1
DRAIN_PUMP M4
C.M4
C.M6
DETERGENT DISPENSER M6
C.M7
RINSE AID DISPENSER M7
C.M8
DELIME DISPENSER M8
FR1
C.R1a
C.R1b
AMP 1405320
R2
KM1
C.KA a/b
KA
C.KA 13_23
C.KA 14_24
C.RL1bC.RL1a
124800500 124800500
124800520 124800520
C.RL4bC.RL4a
C.RL5/7
C.RL8
C.RL9/10
C.TY1
C.TY2
C.IN
124802400
124802600
124802200
124802900
AP2
C.B1
FLOW METER
ONLY WATER SOFTENER
C.YV4
C.YV3
C.YV2
C.BL1
SOLENOID VALVE FOR BOILER
SOLENOID VALVE FOR PICKLE
SOLENOID VALVE FOR REGENERATION
SALT LEVEL SWITCH
LUMBERG 3517 03K 08
C.SP1
SP1
C.NT2
ST2
BOILER TEMPERATURE
C.NT1
ST1
TANK TEMPERATURE
WASH_PUMP M1
C.M1
C.M3
RINSE_PUMP M3
HOOD OPEN PROXIMITY SENSOR S5
HOOD CLOSE PROXIMITY SENSOR S4
ONLY AUTOMATIC VERSION
S3
S2
C.M5
M5
AP3
LEGEND MINI MATE-N-LOK 4PIN
A 794805-1 PLUG
770904-1 SOCKET
794758-1 SEAL WIRE
794772-4 SEAL INTERFACE
B 794939-1 CAP
770901-1 PIN
794758-1 SEAL WIRE
LEGEND MINI MATE-N-LOK 6PIN
C 794895-1 PLUG
770902-1 SOCKET
794758-1 SEAL WIRE
794772-6 SEAL INTERFACE
D 794940-1 CAP
770903-1 PIN
794758-1 SEAL WIRE
SCHEMA ELETTRICO NEWHT FULL
Electrolux Professional Dishwashing
600634Y01
01/03/2013
L.Barbiero
F.M.Ciappina
SUPERFICI IN VISTA VISIBLE SURFACES
PIEGA SU BEND UP
PIEGA GIU BEND DOWN
RoHS 2002/95/EC
IL COMPONENTE DEVE ESSERE CONFORME ALLA DIRETTIVA THE COMPONENT MUST BE COMPLIANT TO STANDARDS

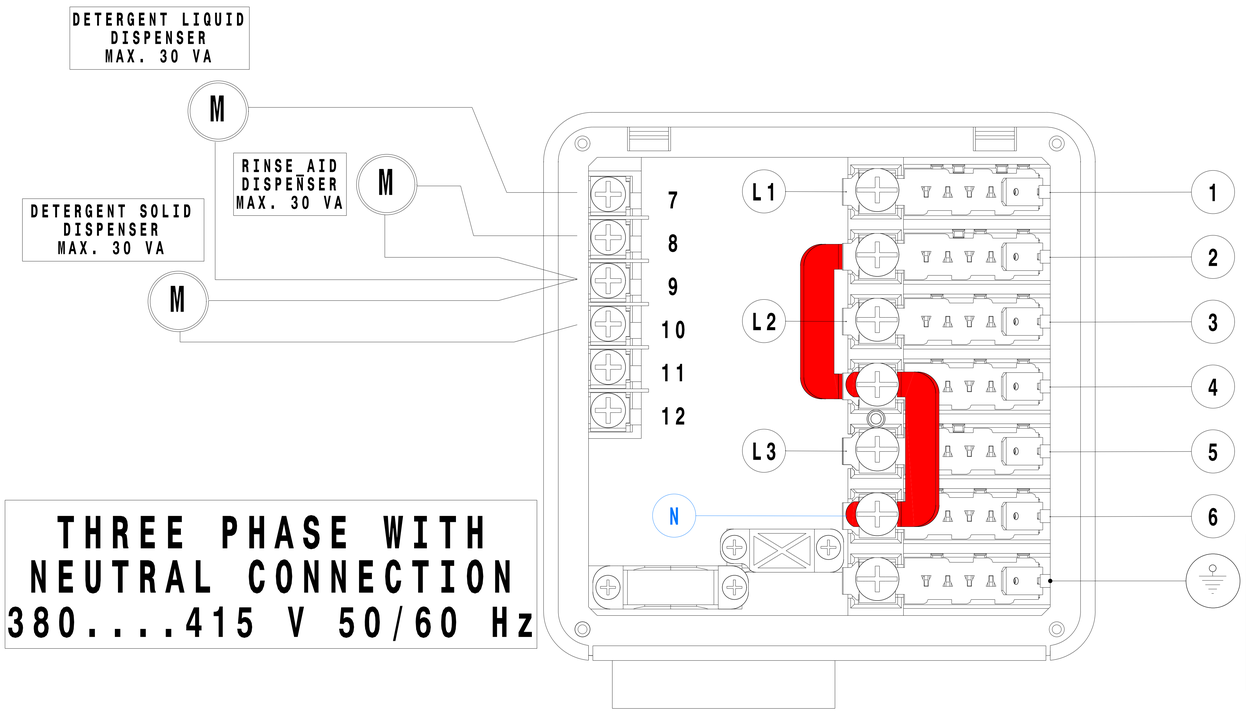

THREE PHASE WITH NEUTRAL CONNECTION
380....415 V 50/60 Hz

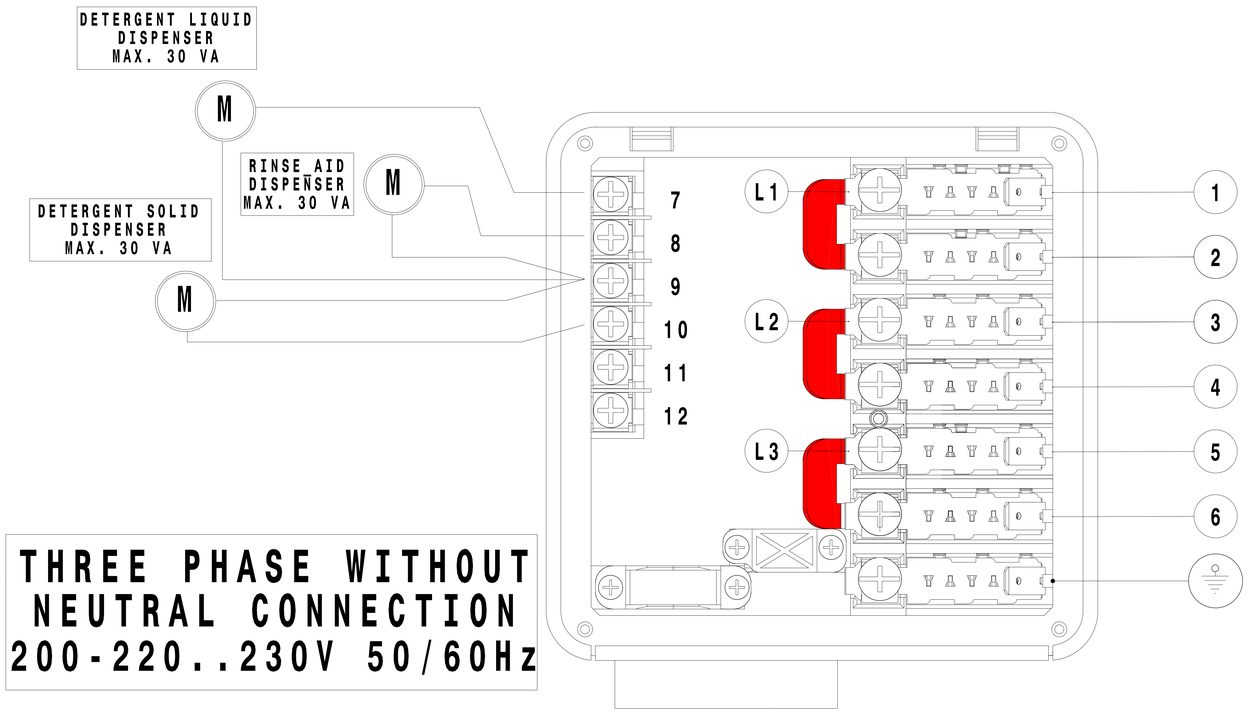

THREE PHASE WITHOUT NEUTRAL CONNECTION
200-220..230V 50/60Hz

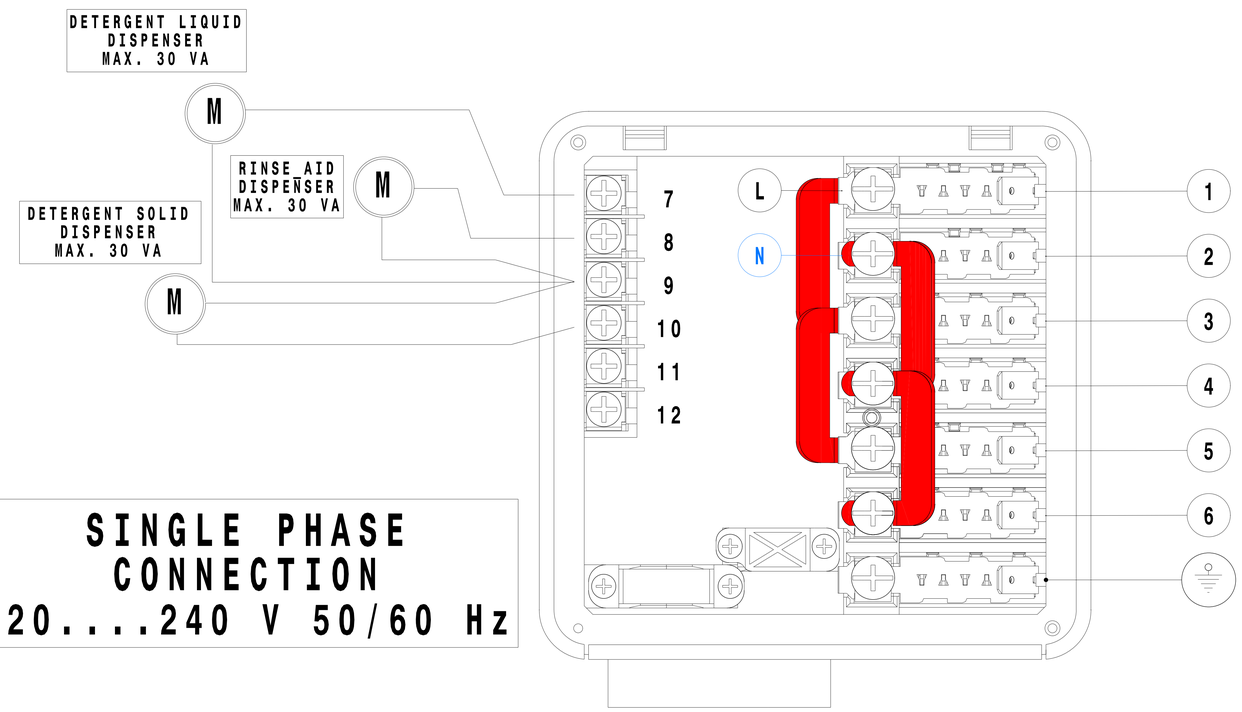

SINGLE PHASE CONNECTION
220....240 V 50/60 Hz

B	01 INSERITO CONNETTORE NC.10	PROD.	L.BARBIERO	15/05/2014	APPR.	F.M.Ciappina
REV	MODIFICATIONS	REQ.	SIGN	DATE		

SCALE
DATE 01/03/2013
DRN L.Barbiero
CHD
APPR F.M.Ciappina

MATERIAL:
TREATMENT:
SUPPLY SPECIFICATIONS Nr
DERIVED FROM Nr
REPLACES Nr

ESENTE DA BAVE E SPIGOLI TAGLIENTI
FREE OF BURRS AND CUTTING EDGES

DESCRIPTION SCHEMA ELETTRICO NEWHT FULL

Electrolux Professional Dishwashing

EUROPEAN METHOD

PART Nr 600634Y01 REV. B

GENERAL TOLERANCES ISO 2768 f/c

This drawing contains confidential information and is the property of ELECTROLUX PROFESSIONAL Valleunoscala,Italy without whose permission it may not be copied,shown or lent to a third party or otherwise used for any purpose other than that for which it is supplied by ELECTROLUX PROFESSIONAL Valleunoscala,Italy which is responsible for the drawing.

SUPERFICI IN VISTA
VISIBLE SURFACES

PIEGA SU
BEND UP
PIEGA GIU
BEND DOWN

RoHS 2002/95/EC

IL COMPONENTE DEVE ESSERE CONFORME ALLA DIRETTIVA
THE COMPONENT MUST BE COMPLIANT TO STANDARDS

Vista frontale

A0